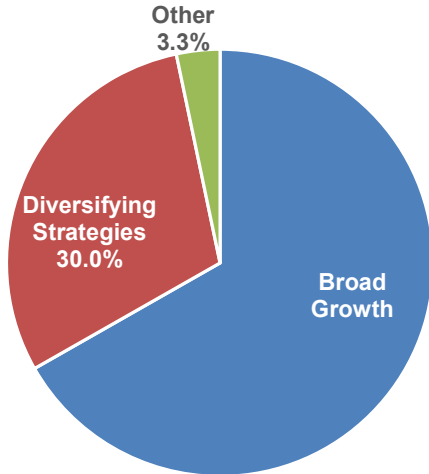
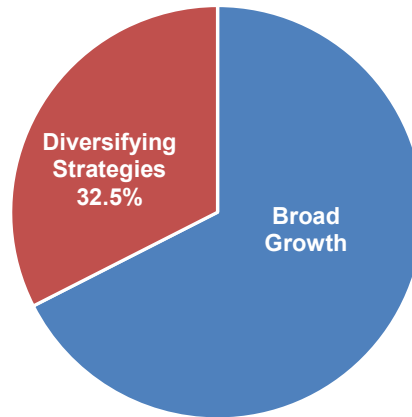


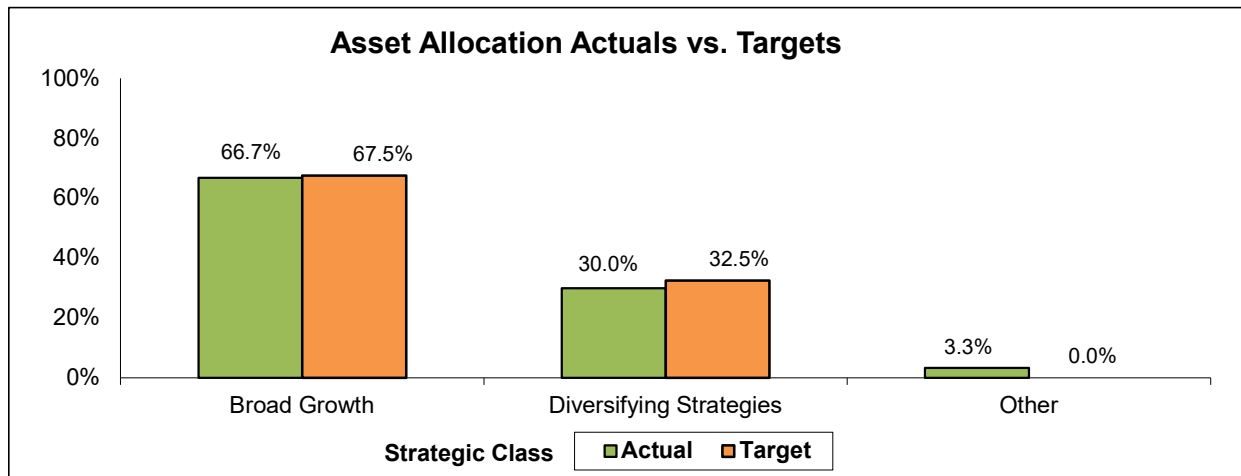
Asset Allocation - Actual



Asset Allocation - Target



	Actual Allocation		Target Allocation*		Difference (%)
	(\$M)	(%)	(\$M)	(%)	
Broad Growth	14,941.5	66.7%	15,109.5	67.5%	-0.8%
Diversifying Strategies	6,705.9	30.0%	7,274.9	32.5%	-2.5%
Other	737.0	3.3%	-	0.0%	3.3%
Total	22,384.4	100.0%	22,384.4	100.0%	



* Target allocation percentages are interim policy targets effective 07/01/2021 through 07/01/2022.
 Source: BNY Mellon. Numbers subject to changes and rounding errors.