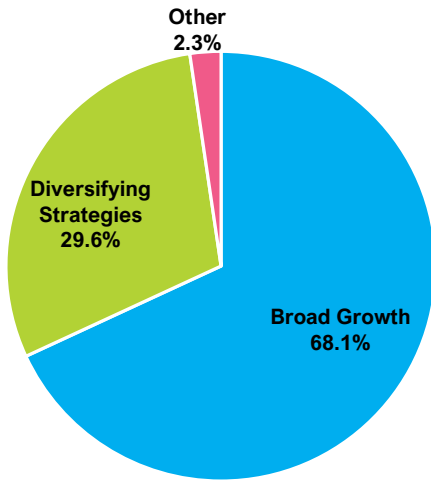
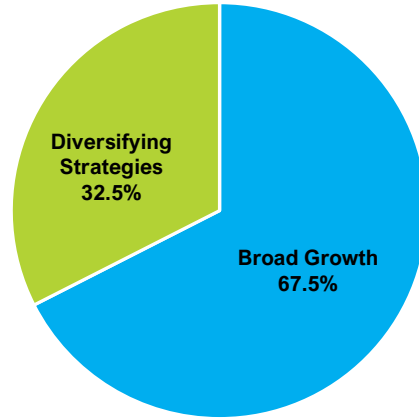


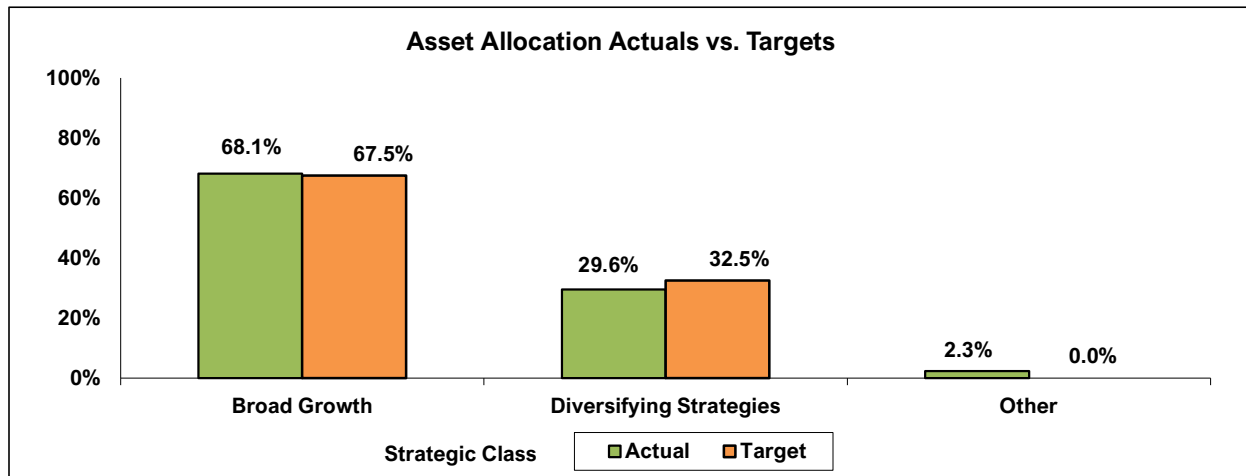
Asset Allocation - Actual



Asset Allocation - Target



	Actual Allocation		Target Allocation*		Difference (%)
	(\$M)	(%)	(\$M)	(%)	
Broad Growth	15,009.6	68.1%	14,875.7	67.5%	0.6%
Diversifying Strategies	6,514.0	29.6%	7,162.4	32.5%	-2.9%
Other	514.4	2.3%	-	0.0%	2.3%
Total	22,038.1	100.0%	22,038.1	100.0%	



* Target allocation percentages are interim policy targets effective 07/01/2021 through 07/01/2022. Source: BNY Mellon. Numbers subject to changes and rounding errors.