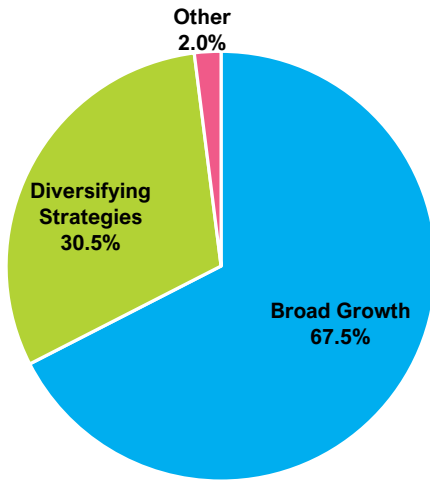
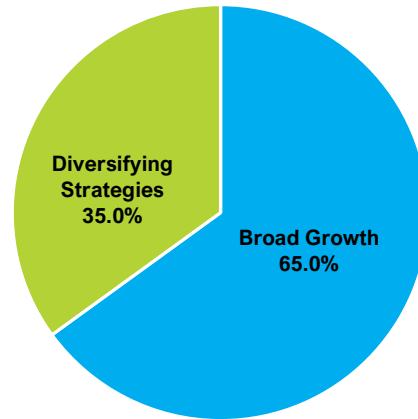


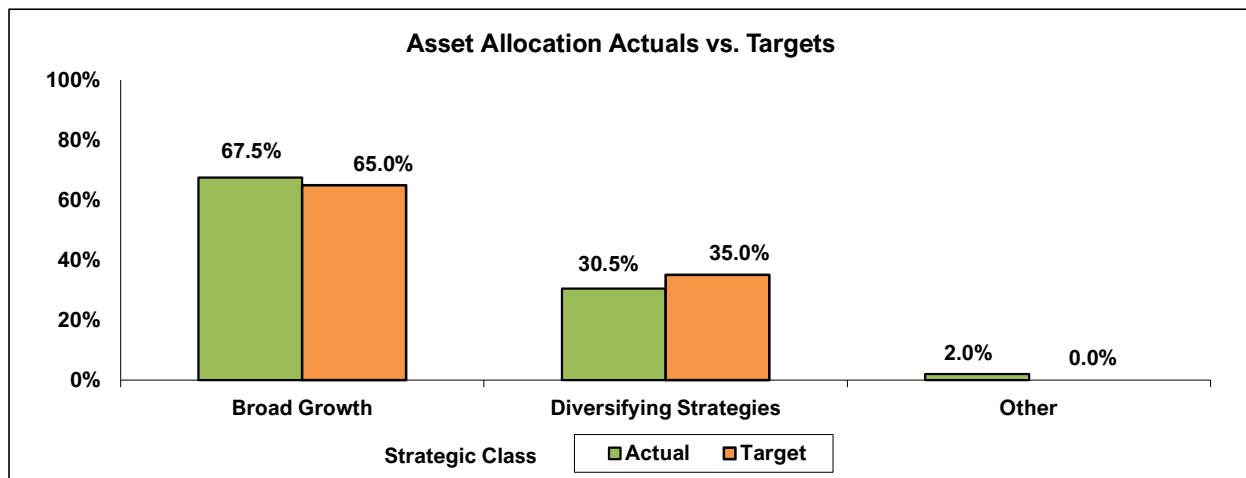
Asset Allocation - Actual



Asset Allocation - Target



	Actual Allocation		Target Allocation*		Difference (%)
	(\$M)	(%)	(\$M)	(%)	
Broad Growth	14,623.4	67.5%	14,085.7	65.0%	2.5%
Diversifying Strategies	6,615.2	30.5%	7,584.6	35.0%	-4.5%
Other	431.8	2.0%	-	0.0%	2.0%
Total	21,670.4	100.0%	21,670.4	100.0%	



* Target allocation percentages are interim policy targets effective 07/01/2022. Source: BNY Mellon. Numbers subject to changes and rounding errors.