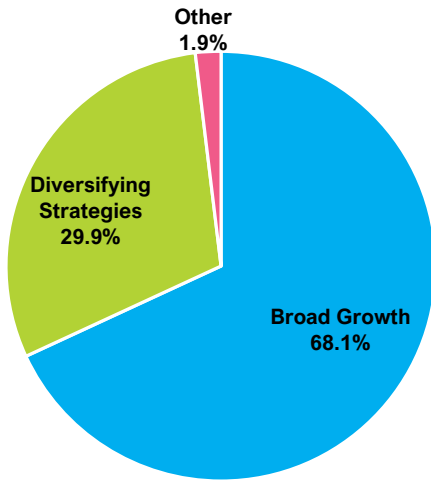
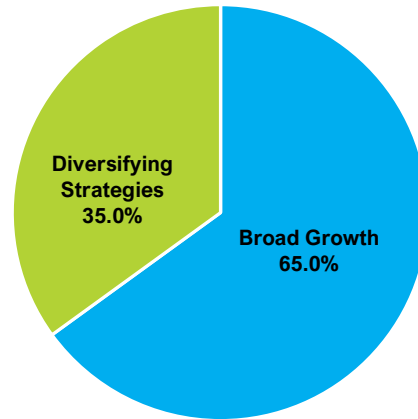


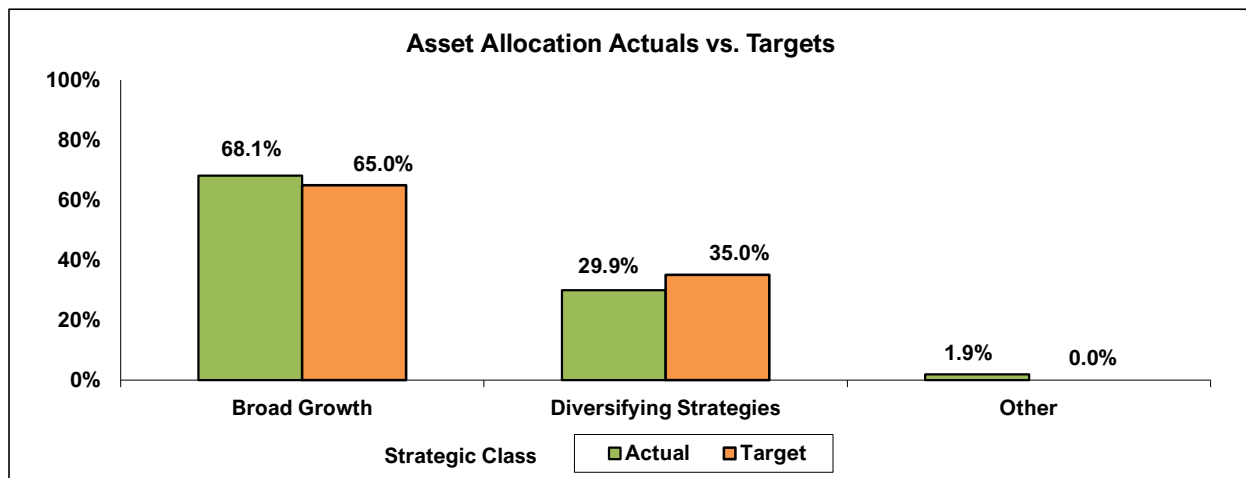
Asset Allocation - Actual



Asset Allocation - Target



	Actual Allocation		Target Allocation*		Difference (%)
	(\$M)	(%)	(\$M)	(%)	
Broad Growth	14,924.9	68.1%	14,240.1	65.0%	3.1%
Diversifying Strategies	6,559.3	29.9%	7,667.7	35.0%	-5.1%
Other	423.7	1.9%	-	0.0%	1.9%
Total	21,907.9	100.0%	21,907.9	100.0%	



* Target allocation percentages are interim policy targets effective 07/01/2022. Source: BNY Mellon. Numbers subject to changes and rounding errors.