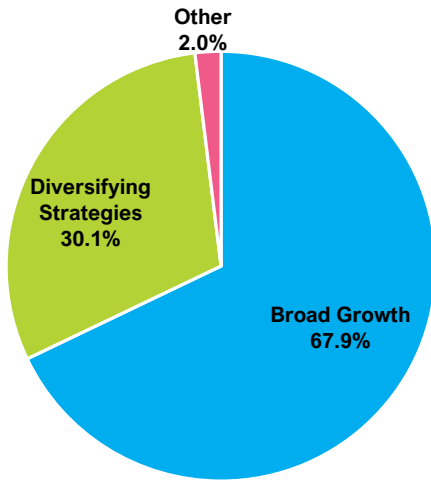
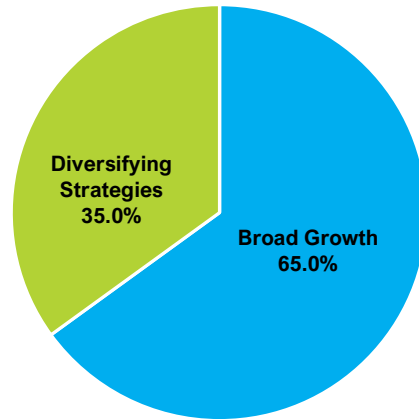


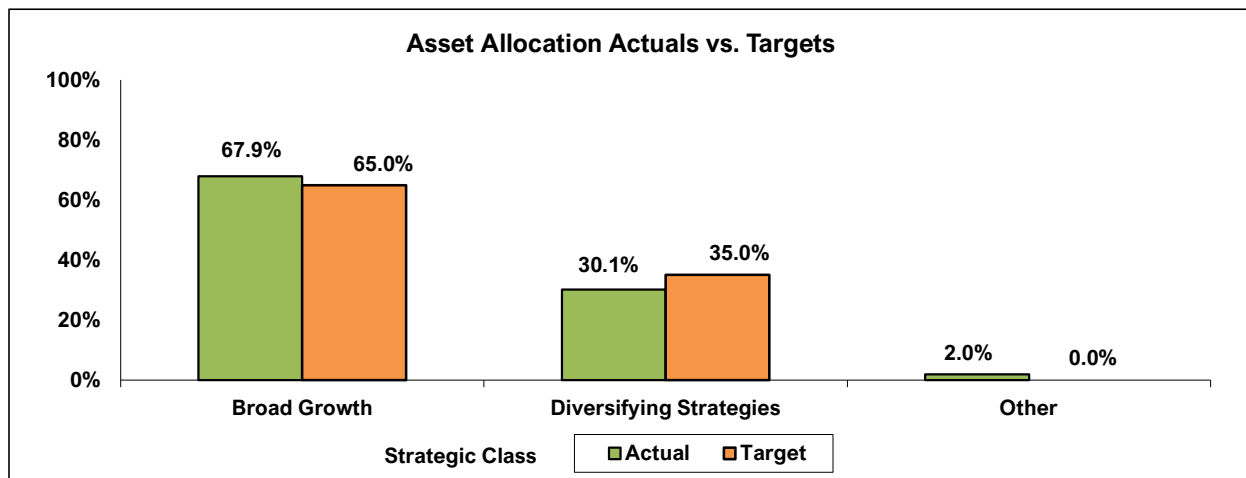
Asset Allocation - Actual



Asset Allocation - Target



	Actual Allocation		Target Allocation*		Difference
	(\$M)	(%)	(\$M)	(%)	(%)
Broad Growth	15,096.6	67.9%	14,450.3	65.0%	2.9%
Diversifying Strategies	6,699.2	30.1%	7,780.9	35.0%	-4.9%
Other	435.4	2.0%	-	0.0%	2.0%
Total	22,231.2	100.0%	22,231.2	100.0%	



* Target allocation percentages are interim policy targets effective 07/01/2022. Source: BNY Mellon. Numbers subject to changes and rounding errors.