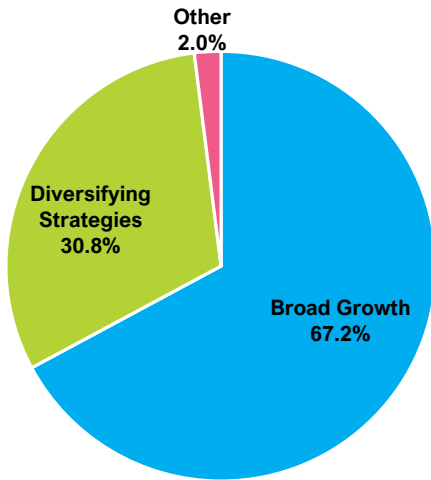
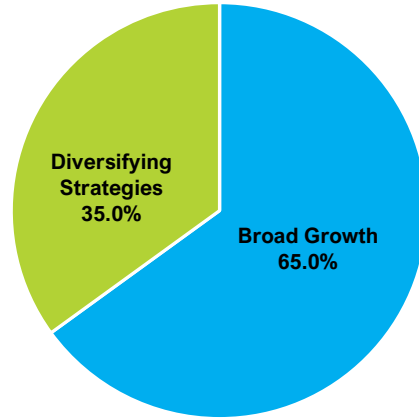


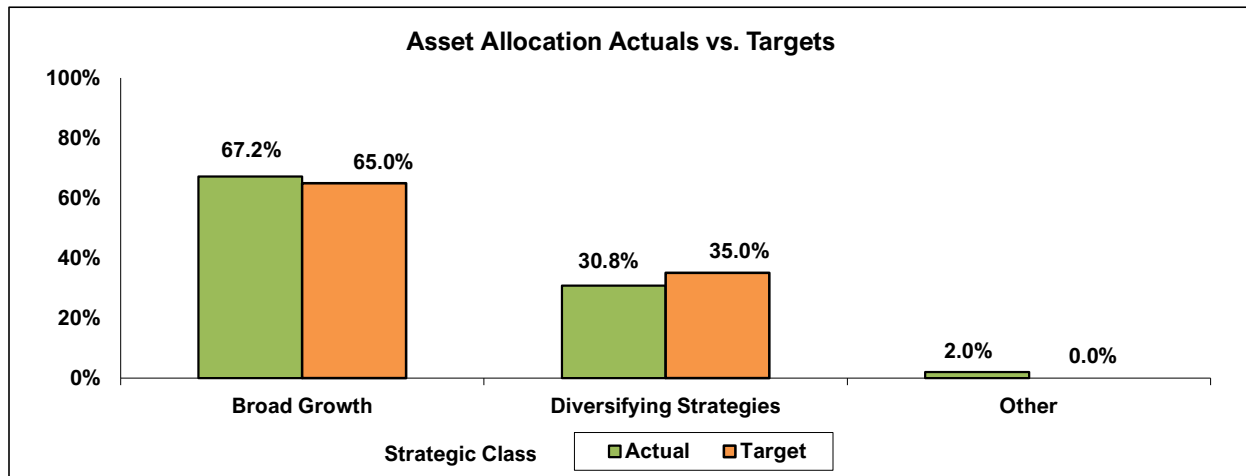
Asset Allocation - Actual



Asset Allocation - Target



	Actual Allocation		Target Allocation*		Difference
	(\$M)	(%)	(\$M)	(%)	(%)
Broad Growth	14,910.6	67.2%	14,431.9	65.0%	2.2%
Diversifying Strategies	6,848.3	30.8%	7,771.0	35.0%	-4.2%
Other	443.9	2.0%	-	0.0%	2.0%
Total	22,202.9	100.0%	22,202.9	100.0%	



* Target allocation percentages are interim policy targets effective 07/01/2022. Source: BNY Mellon. Numbers subject to changes and rounding errors.